



Blower Speed Control (BSC)

MODEL: L1005A



When using electrical equipment, basic safety precautions should always be followed to reduce the risk of fire, electric shock, and injury to persons, including the following:

1. Read and follow all instructions before using the equipment
2. Keep the cord out of heavy traffic area. To avoid fire hazard NEVER put the cord under rugs, near heat generating devices
3. Always unplug power before servicing
4. Do not drop or insert any object into any openings
5. Do not operate pump if damaged in any way
6. Any other use not recommended by the manufacturer may result in electrical shock or injury to persons
7. Never use outdoors
8. Do not attempt to repair or adjust any electrical or mechanical functions on this unit. Doing so will void the warranty.

After reading this owner's guide, if you have any questions or comments, please call +1-817-633-1080 or contact our technical support department at support@luraco.com or visit our website at www.luraco.com for more information



LURACO TECHNOLOGIES

THANK YOU FOR SUPPORTING USA PRODUCTS & AMERICAN WORKERS

FEATURES - OPERATIONS

LURACO Blower Speed Control (BSC) -This system allows the bather to adjust the pump speed or jet pressure to any desired level electronically.

Other features:

- Control AC brush blower motor up to 12.5A
- Integrated water sensor
- One extra outlet for LED light (1A)
- Built in 20-minute timer

INSTALLATION GUIDE

I) Overall System Integration

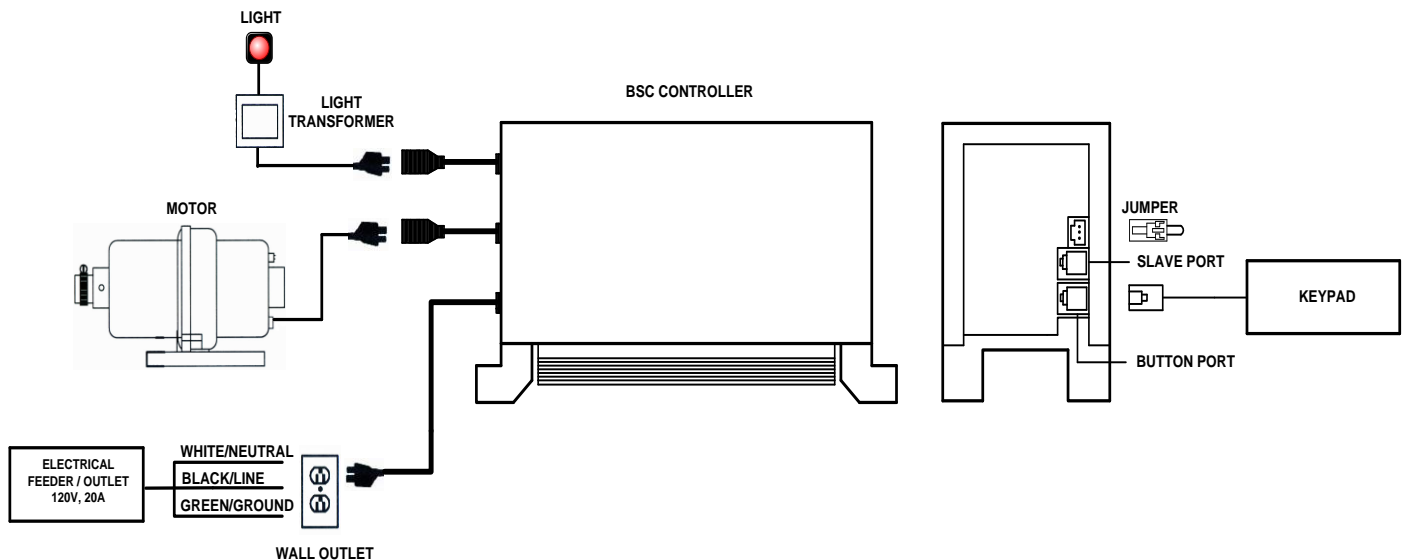
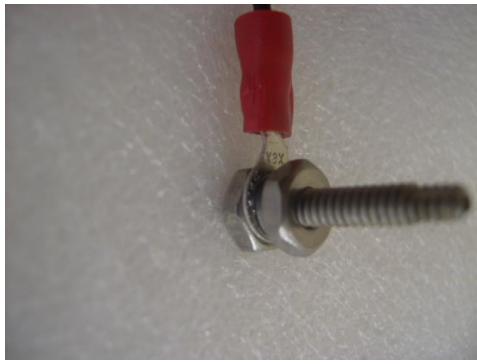


Fig. 1 Wiring Connection Diagram

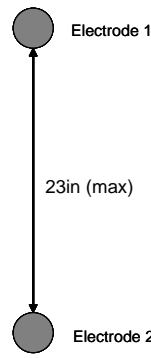
II) Installation Guide for the Water Level Sensor

Two conductive electrodes with advanced electronics and firmware are used to detect the water level. This is the same water level sensing technology that has been widely used in Bathtubs and Whirlpool tubs. This technology can work with any non-metallic spa tub materials, such as fiber glass, clear fiber glass, acrylic and even glass. A sensor proper installation is required. **Important Note: if your tub is painted with metallic particles filled paint, you need to remove the paint surrounding the electrodes in order for the sensor to operate properly.**

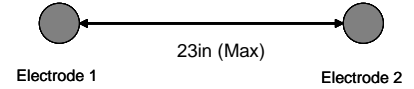


a)

Fig. 2: a) Electrode mounting behind the tub



Vertical Configuration



Horizontal Configuration

b)

b) Electrode Configurations

Follow the steps below for the water level sensor installation

Choose the location for the sensor electrodes to be installed. **Note:** The electrodes can be installed in vertical or horizontal configuration (**Fig. 2b**)

- a) Drill two holes (3.5mm diameter) on the tub with approximate distance as shown in **Fig. 2b** above. Insert the electrodes and tighten the nuts to secure the ring connectors as shown in **Fig. 2a** above.
- b) Connect the other end of sensor cable to the BSC port named “**Level Sensor**”
- c) Connect the control button to the BSC port named “**Control Button**”.
- d) Connect the Light transformer to the BSC port named “**Light**” Note: The maximum current this port can provide is 1A.
- e) Connect the Blower to the BSC port named “**Motor**”

WARRANTY INFORMATION

ONE (1) YEAR LIMITED WARRANTY

1. This Warranty applies only to the original purchaser of this product.
2. This Warranty applies ONLY to repair or replacement of any supplied or manufactured parts of this product. The warranty does not cover normal wear, coating, dropped or abused units.
3. Unless otherwise proscribed by law, LURACO shall not be liable for any personal injury, property or any incidental or consequential damages of any kind resulting from malfunctions, defects, misuse, improper installation or alteration of this product.

Attention: Any modification to the product will void the warranty

Important Instructions

If you need to send a unit to us for repair, please follow the steps below.

1. Carefully pack the item in its original carton or other suitable box to avoid damage in shipping.
2. Before packing your unit; be sure to enclose:
 - Your name with full shipping address and telephone number.
 - A dated receipt as PROOF OF PURCHASE.
 - Attach a paper detailing the problem you are having.

BSC SPECIFICATIONS

- Ratings (Max): Motor (up to 12.5 Amp), Light (1 Amp)
- Voltage: 120VAC
- Frequency: 60Hz
- Dimensions: L: 4.9in, W: 2.5in, H: 3.9in
- Weight: 1Lbs
- This controller is not compatible with brushless motors

Disclaimers

Limited warranty and liability — Information in this document is believed to be accurate and reliable. However, LURACO Health & Beauty, LLC does not give any representations or warranties, expressed or implied, as to the accuracy or completeness of such information and shall have no liability for the consequences of use of such information.

In no event shall LURACO Health & Beauty, LLC be liable for any indirect, incidental, punitive, special or consequential damages (including - without limitation - lost profits, lost savings, business interruption, costs related to the removal or replacement of any products or rework charges) whether or not such damages are based on tort (including negligence), warranty, breach of contract or any other legal theory.

Notwithstanding any damages that customer might incur for any reason whatsoever, LURACO Health & Beauty, LLC's aggregate and cumulative liability towards customer for the products described herein shall be limited in accordance with the Terms and conditions of commercial sale of LURACO Health & Beauty, LLC.

Right to make changes — LURACO Health & Beauty, LLC reserves the right to make changes to the product and information published in this document, including without limitation specifications and product descriptions, at any time and without notice. This document supersedes and replaces all information supplied prior to the publication hereof.

Suitability for use — LURACO Health & Beauty, LLC products are not designed, authorized or warranted to be suitable for use in life support, life-critical or safety-critical systems or equipment, nor in applications where failure or malfunction of an LURACO Health & Beauty, LLC product can reasonably be expected to result in personal injury, death or severe property or environmental damage.



THANK YOU FOR BUYING LURACO PRODUCTS

LURACO HEALTH & BEAUTY, LLC

1132 107TH STREET

ARLINGTON, TX 76011

TEL: +1-817-633-1080

FAX: +1-817-633-1085

WWW.LURACO.COM

05/2021