

# USER'S MANUAL



**The Best Pedicure Jet In The Industry®  
The Power of American Engineering®**

## **Magna-JET II** **MODEL L0704C**



**CLEAN- RELIABLE- WORRY FREE**

**When using electrical equipment, basic safety precautions should always be followed to reduce the risk of fire, electric shock, and injury to persons, including the following:**

1. Read and follow all instructions before using the equipment
2. Keep the cord out of heavy traffic area. To avoid fire hazard NEVER put the cord under rugs or near heat-generating devices
3. Always turn off the equipment before servicing
4. Do not drop or insert any object into any openings
5. Do not operate any equipment with damaged parts
6. Any other use not recommended by the manufacturer may result in electrical shock or injury
7. Never use outdoors
8. Do not attempt to repair or adjust any electrical or mechanical functions on this unit. Doing so will void the warranty.

*After reading this owner's guide, if you have any questions or comments, please call 1-817-633-1080. Contact our technical support department at [support@luraco.com](mailto:support@luraco.com) or visit our website at [www.luraco.com](http://www.luraco.com) for more information*

**PLEASE READ AND SAVE THESE IMPORTANT SAFETY INSTRUCTIONS**

# FEATURES - OPERATIONS

## MAGNA-JET II Features

- Extremely Reliable - Use with confidence and worry free!
- Silent operation
- Dual powerful JET streams 35 degrees with respect to pump axis
- Easy-to-install and clean
- Low power consumption
- UL Recognized

## MAGNA-JET II Installation

1. Determine the surface of the tub that you want to install the unit, ensure that the surface is flat
2. Locate a position to drill a hole with the dimensions as shown in Fig. 1
3. Insert the unit into the hole from inside the tub. Power cord is in up position (Fig. 3)
4. Use a hand screwdriver to tighten the four screws
5. Plug the power cord of the unit into the spa power box

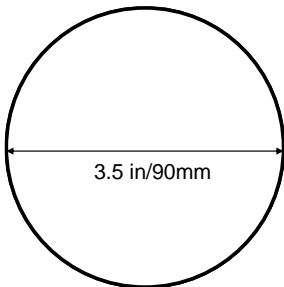


Figure 1. Drill Instruction




Figure 2. Motor dimension




Figure 3. Power cord must be in vertical or horizontal position as shown

**Attention!** Any modifications to the product will void the warranty

**Cleaning Instruction:** (Clean after each use)



1. Ensure the motor is off
2. Remove the JET head from the JET
3. Use anti-bacterial solutions to clean all the parts, especially the surface of ceramic parts on the back housing
4. Reassemble the system

## WARRANTY INFORMATION

**Two (2) YEAR LIMITED WARRANTY** for the Dry End (2 years for Spa Chair Manufacturer and 1 year for End User).

**One (1) YEAR LIMITED WARRANTY** for the Wet End.

1. Warranty is non-transferable and applies only to the original purchaser of this product.
2. Warranty does not cover any loss or damage resulting from: improper installation or use of electrical power supply, power surges, alteration, or unauthorized repairs.
3. Warranty applies only to repair or replacement of any supplied or manufactured parts of this product. The warranty does not cover worn, dropped, or abused units. Warranty does not include any shipping expenses.
4. Unless otherwise proscribed by law, Luraco Health & Beauty, LLC. shall not be liable for any personal injury, property or any incidental or consequential damages of any kind resulting from malfunctions, defects, misuse, improper installation or alteration of this product.

## Important Instructions

If you need to send a unit to us for service, please follow the steps below.

1. Carefully pack the item in its original carton or other suitable box to avoid damage in shipping.
2. Before packing your unit; be sure to enclose:
  - Your name with full shipping address and telephone number
  - A dated receipt as **PROOF OF PURCHASE**
  - Detail the problem you are having with the unit

## Disclaimers

Limited warranty and liability — Information in this document is believed to be accurate and reliable. However, LURACO Health & Beauty LLC does not give any representations or warranties, expressed or implied, as to the accuracy or completeness of such information and shall have no liability for the consequences of use of such information.

In no event shall LURACO Health & Beauty LLC be liable for any indirect, incidental, punitive, special or consequential damages (including - without limitation - lost profits, lost savings, business interruption, costs related to the removal or replacement of any products or rework charges) whether or not such damages are based on tort (including negligence), warranty, breach of contract or any other legal theory.

Notwithstanding any damages that customer might incur for any reason whatsoever, LURACO Health & Beauty LLC aggregate and cumulative liability towards customer for the products described herein shall be limited in accordance with the Terms and conditions of commercial sale of LURACO Health & Beauty LLC.

Right to make changes — LURACO Health & Beauty LLC reserves the right to make changes to the product and information published in this document, including without limitation specifications and product descriptions, at any time and without notice. This document supersedes and replaces all information supplied prior to the publication hereof.

Suitability for use — LURACO Health & Beauty LLC products are not designed, authorized or warranted to be suitable for use in life support, life-critical or safety-critical systems or equipment, nor in applications where failure or malfunction of an LURACO Health & Beauty LLC' product can reasonably be expected to result in personal injury, death or severe property or environmental damage. LURACO Health & Beauty LLC accepts no liability for inclusion and/or use of LURACO Health & Beauty LLC products in such equipment or applications and therefore such inclusion and/or use is at the customer's own risk.

**THANK YOU FOR BUYING LURACO HEALTH & BEAUTY, LLC PRODUCTS**



**1140 107<sup>TH</sup> STREET  
ARLINGTON, TX 76011 - USA  
TEL: +1-800-483-9930  
FAX: +1-817-633-1085  
WWW.LURACO.COM**